


Contact Angle Test

Before Abrasion Testing



Contact angle
of 108.5°



Contact angle
of 110.2°

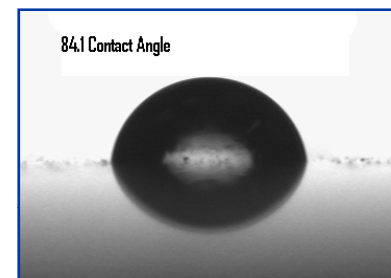


Essentially equal


After Abrasion Testing



Contact angle
of 84.1°



Contact angle
of 58.1°



**Eclipse is significantly higher
- much better release after use**